

LOG-DR10V

indoor   

IN FIXTURE 0-10V LIGHTING CONTROL NODE FOR DIM-TO-OFF DRIVERS



Features

- Wireless communication.
- Powered from driver or any available 12-36 VDC, 12-24 VAC source.
- In fixture installation.
- Remotely configurable.
- Compatible with 0-10V, dim-to-off LED drivers.
- Connection for optional motion / lux sensor.

Description

LOG-DR10V is integrated into the lighting network at the fixture level. It gives lighting OEMs and driver manufacturers the flexibility to incorporate lighting control as a value added part of their lighting related offering. LOG-DR10V also allows for multiple drivers to be connected together through the 0-10V output.

LOG-DR10V is designed to mount onto a fixture prior to leaving the manufacturing facility or can be retrofitted after the fact. This node communicates wirelessly over radio frequency to compatible wireless end devices, including occupancy sensors, LUX sensors, light switches and more. LOG-DR10V provides for both localized control as well as software driven functionality (LOG-AP3). Using the LOG-EBOX, customers can also integrate the LOG-DR10V into an existing BACnet based Building Automation System (BAS).

Options in Operation

Local Control: An on board microprocessor and memory allows for standardized operation at the fixture level, eliminating the reliance on software or network configuration. LOG-DR10V can be utilized out of the box with default settings, or configured for advanced operation through LOGICACONFIG Software. Advanced preferences and behavior settings can be accomplished using simple drag and drop remote configuration in a localized fashion, even after the installation is completed.

Integration to BAS: LOG-DR10V has the ability to communicate information through LOGICA®'s EBOX (LOG-EBOX) and into an existing Building Automation System (BAS). The convergence of lighting and building automation allows for granular information to be communicated to the BAS for improved operational efficiency.

Compatible Devices



SWITCH
(LOG-ESRP)
(476100273)

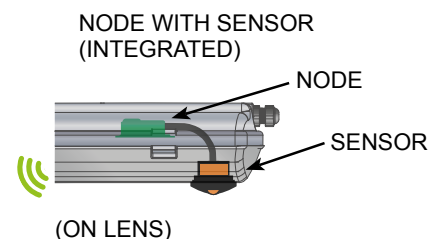


ACCESS POINT
(LOG-AP3)
(476100318)



BACnet GATEWAY
(LOG-EBOX)
(476100316)

Basic Common Application



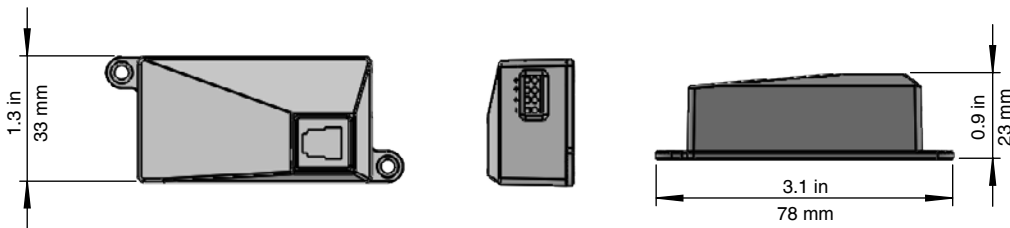
Technical Specifications

Input Voltage	12-36 VDC, 12-24 VAC
Continuous Dimming	0-10VDC
Standby Power	< 1W
Operating Temperature	0° - 60°C - Indoor use only
Number of Outputs	1
Wireless Range	45.72 m (15.24 m - 45.72 m)
Start Up & Configuration	LOG-USB (476100295) & LOGICACONFIG

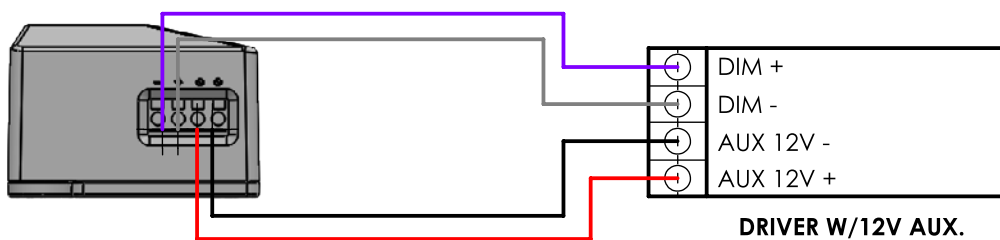
Application Notes

BASIC		ADVANCED	
· Zoning	· Luminaire level lighting control	· Networking	· Device monitoring / Remote diagnostic
· Addressable	· Easy start-up & configuration	· Scheduling	· Personal control
· Scene control		· BACnet	· Restricted access

Dimensions




Wiring Diagram



Optional Wired Motion Combined Lux Sensor

This product has an optional motion combined LUX sensor that is connected to the controller via a simple 3-wire connector. The separate sensor is optional and is available for both high bay sensing and for standard, low ceiling applications.



LOG-LPML wired motion / lux sensor for low ceiling applications of up to 4.5 m.



LOG-HPML wired motion / lux sensor for high bay applications of up to 11.8 m.