



















**Beghelli**












# Precios de Remate



[www.beghelli.com.mx](http://www.beghelli.com.mx) 442 221.62.15

| Código             | Descripción                      | PRECIO MXN | Q Stock |   |   |
|--------------------|----------------------------------|------------|---------|---|---|
| <b>BS600 MIRA</b>  |                                  |            |         |   |   |
| 04-013/114/+B      | BS600 RE 114 T5 OPTICA BRILLANTE | \$ 1,080   | 9       |    |   |
| 04-013/114/+C++1   | BS600 RE 114 T5 LOUVER SATINADO  | \$ 1,420   | 2       |   |   |
| 04-013/114/+P++1   | BS600 RE 1X14W T5                | \$ 1,231   | 12      |   |   |
| 04-013/114/+Z++1   | BS600 RE 114 T5 OPALINA          | \$ 929     | 24      |   |   |
| 04-013/118/+C++1   | BS600 RE 118 T6 OPTICA SATINADA  | \$ 709     | 4       |   |   |
| 04-013/128/+P++1   | BS600 RE 128 T5 REJILLA          | \$ 1,493   | 16      |   |   |
| 04-013/135/+B++2   | BS600 RE 135 T5 5FT OPTICA       | \$ 837     | 29      |   |   |
| 04-013/135/+C      | BS600 RE 135 T5 5FT OPTICA       | \$ 1,390   | 7       |   |   |
| 04-013/135/+C++2   | BS600 RE 135 T5 5FT OPTICA       | \$ 782     | 91      |   |   |
| 04-013/135/+P++1   | BS600 RE 135 T5 5FT REJILLA      | \$ 1,393   | 34      |   |   |
| 3685               | BS600 B-AL RE 1X28 EQUIPADA      | \$ 858     | 2       |   |   |
| 04-013/135/-B2     | 3686 GAB.DE LAMINA DE ACERO      | \$ 497     | 48      |   |   |
| 04-013/128/-B1     | 3688 GAB.DE LAMINA DE ACERO      | \$ 661     | 5       |   |   |
| 04-013/128/-C1     | 3694 GAB.DE LAMINA DE ACERO      | \$ 647     | 33      |   |   |
| 04-013/135/+Z++1   | BS600 RE 135 T5 5FT OPALINA      | \$ 1,720   | 46      |   |   |
| <b>BS500 ORION</b> |                                  |            |         |   |   |
| 3663-254           | BS500 B-Q RE 2X54 EQUIPADA       | \$ 1,004   | 5       |  |   |
| 3666-254           | BS500 B-T RE 2X54 EQUIPADA       | \$ 995     | 3       |   |   |
| 3663               | BS500 B-Q RE 2X28 EQUIPADA       | \$ 916     | 20      |   |   |
| 3669               | BS500 C-Q RE 2X28 EQUIPADA       | \$ 886     | 23      |   |   |
| 03-033/228/-C      | 9035 GAB.DE LAMINA DE ACERO      | \$ 664     | 133     |   |   |
| 03-013/228/+B+1    | 3663 GAB. LAM ACERO C/OPT "B" Y  | \$ 703     | 29      |   |   |
| 03-013/228/+C+1    | 3669 GAB. LAM ACERO C/OPT C Y    | \$ 700     | 48      |   |   |
| 03-013/228/+B+2    | 3666 GAB. DE LAMINA DE ACERO     | \$ 735     | 149     |   |   |
| 03-013/214/-B-1    | 3662 GAB. DE LAMINA DE ACERO     | \$ 270     | 28      |   |   |
| 03-013/214/-C-1    | 3668 GAB. DE LAMINA DE ACERO     | \$ 282     | 74      |   |   |
| 03-013/214/-C-2    | 3671 GAB- DE LAMINA DE ACERO     | \$ 290     | 36      |   |   |
| 03-013/228/+C+2    | 3672 GAB DE LAM ACERO C/OPTICA   | \$ 722     | 150     |   |   |
| <b>ES05 SIRIUS</b> |                                  |            |         |   |   |
| 05-013/228/-B      | 7442 GAB.DE LAMINA DE ACERO      | \$ 269     | 73      |   |  |
| 05-013/228/-C      | 7443 GAB.DE LAMINA DE ACERO      | \$ 303     | 9       |   |   |
| 05-013/128/-B      | 7438 GAB. DE LAMINA DE ACERO     | \$ 290     | 51      |   |   |
| 05-013/128/-C      | 7439 GAB. DE LAMINA DE ACERO     | \$ 295     | 66      |   |   |
| <b>ES15 AVIOR</b>  |                                  |            |         |   |   |
| 15-043/328/+B      | AVIOR GAB. DE LAMINA GRIS METAL  | \$ 1,960   | 18      |  |   |
| 15-043/328/+C      | AVIOR GAB. DE LAMINAGRIS METAL   | \$ 1,804   | 28      |   |   |
| 15-013/254/CB      | ES 15-013/254/CB EQUIPADA        | \$ 736     | 28      |   |   |
| 15-013/228/+B++3   | AVIOR GAB. DE LAM. DE ACERO GRIS | \$ 527     | 33      |   |   |
| 15-013/228/+C++3   | AVIOR GAB. DE LAMINA DE ACERO    | \$ 527     | 21      |   |   |
| <b>ES02 TILIA</b>  |                                  |            |         |   |   |
| 02-013/128/-       | 10027 GAB. DE LAMINA DE ACERO    | \$ 235     | 19      |  |   |
| 02-023/114/-       | 10062 GAB. LAM ACERO C/OPT SIN   | \$ 155     | 10      |   |   |
| 02-023/128/-       | 10063 GAB. DE LAMINA DE ACERO    | \$ 241     | 87      |   |   |
| 02-033/228/-       | 10033 GAB. DE LAMINA DE ACERO    | \$ 453     | 31      |   |   |

| Código                   | Descripción                       | PRECIO MXN | Q Stock |   |
|--------------------------|-----------------------------------|------------|---------|---|
| <b>TOSCANO</b>           |                                   |            |         |   |
| 37-012/120/-T            | TOSCANO GABINETE DE LAMINA DE     | \$ 475     | 19      |    |
| 37-014/126/-T            | TOSCANO GAB. DE LAMINA DE         | \$ 497     | 41      |   |
| <b>BS736 SALVASPAZIO</b> |                                   |            |         |   |
| 101425003L               | 13396 BS736 HQI-E 400 IP65        | \$ 1,207   | 25      |    |
| 101425004L               | 13397 BS736 HQI-E 400 IP65        | \$ 1,356   | 14      |   |
| 101425011L               | 13404 BS736 HQI-E 400 IP23        | \$ 1,141   | 21      |   |
| 101425012L               | 13405 BS736 HQI-E 400 IP23        | \$ 1,289   | 25      |   |
| <b>ES34 CARELLA</b>      |                                   |            |         |   |
| 34-624/236/-C            | 6555 GAB. DE LAMINA DE ACERO      | \$ 500     | 56      |    |
| 34-634/155/-C            | 6561 GAB. DE LAMINA DE ACERO      | \$ 226     | 33      |   |
| <b>CANES</b>             |                                   |            |         |   |
| 09-063/228/+C++3         | GAB CANES 2X28W D/I OPT C S/EQ.   | \$ 408     | 148     |    |
| 11440-254L               | ES 09-043/254/C EQUIPADA          | \$ 735     | 24      |   |
| <b>CETUS</b>             |                                   |            |         |   |
| 75-013/228/-B            | CETUS GAB. ALUM EXTRUIDO          | \$ 2,858   | 28      |    |
| 75-013/228/-Z            | CETUS GAB. ALUM EXTRUIDO          | \$ 2,545   | 24      |   |
| 75-033/228/-B            | CETUS GAB. DE LAMINA DE ACERO     | \$ 2,482   | 27      |   |
| <b>DOWNLIGHTS</b>        |                                   |            |         |   |
| 91010-MR16               | BL60-1010 GAB. DOWNLIGHT BCO      | \$ 10      | 1950    |  |
| 91022-MR16               | BL60-1022 GAB. DOWNLIGHT ALUM     | \$ 47      | 102     |  |
| 92010-MR16               | BL60-2010 GAB. DOWNLIGHT BCO      | \$ 13      | 1456    |  |
| 93013-JC50W              | BL60-3013 GAB. DOWNLIGHT JC 50W   | \$ 40      | 949     |  |
| 83902-PLC-T 118W         | BL33-7102 GAB. DOWNLIGHTBCO PLC   | \$ 53      | 31      |  |
| 86301-E27                | BL33-8663 GAB. DOWNLIGHTBCO E27   | \$ 28      | 460     |  |
| 86201-PLC G23            | BL33-8662 GAB. DOWNLIGHT BCO      | \$ 46      | 51      |   |
| 88201-PLC G23            | BL33-9182 GAB. DOWNLIGHT BCO      | \$ 45      | 410     |  |
| 88301-E27                | BL33-9183 GAB. DOWNLIGHT BCO      | \$ 45      | 23      |   |
| 91321-HQI 150W           | BL33-4413 GAB. DOWNLIGHT BCO      | \$ 151     | 84      |   |
| 88902-PLC 226W           | BL33-7002 GAB. DOWNLIGHT BCO PLC  | \$ 78      | 1342    |  |
| 93211-HQI 70W            | BL33-8611 GAB. DOWNLIGHT BCO HQ   | \$ 159     | 280     |  |
| 8112-PLC 226W            | BL33-8002 GAB. DOWNLIGHT BCO PLC  | \$ 69      | 917     |  |
| <b>TAURUS</b>            |                                   |            |         |   |
| 17-033/236/-             | 7485 GAB. DE LAMINA DE ACERO      | \$ 480     | 24      |  |
| <b>SCARAB</b>            |                                   |            |         |   |
| 19-014/255/-Z3           | E396965 GAB. DE LAM. DE ACERO D/I | \$ 485     | 26      |  |
| 19-014/255/+Z++3         | GABINETE DE LAMINA DE ACERO CON   | \$ 924     | 24      |   |
| <b>ARTEMIS</b>           |                                   |            |         |   |
| 64-033/228/-             | E393414 GAB. DE LAMINA DE ACERO   | \$ 4,289   | 17      |  |

| Código           | Descripción                  | PRECIO MXN | Q Stock |   |
|------------------|------------------------------|------------|---------|---|
| <b>CASTELO</b>   |                              |            |         |   |
| 66-094/126/-     | CASTELO GAB. DE CRISTAL      | \$ 1,065   | 28      |    |
| <b>DIAGO</b>     |                              |            |         |   |
| 73-013/128/-Z    | DIAGO GAB. ALUM EXTRUIDO CON | \$ 1,409   | 24      |    |
| <b>CARINA</b>    |                              |            |         |   |
| 74-033/228/-B    | CARINA GAB. LAMINA DE ACERO  | \$ 1,581   | 28      |    |
| <b>VIRGO</b>     |                              |            |         |   |
| 5863             | ES 30-623/317/CC EQUIPADA    | \$ 534     | 25      |    |
| <b>LIBRA</b>     |                              |            |         |   |
| TEU-ES34624240C  | GAB. EMPOTRAR 2X40W 615X615  | \$ 550     | 149     |    |
| <b>PROYECTOR</b> |                              |            |         |   |
| 8609             | PROYECTOR 24W 4000K          | \$ 130     | 2518    |    |
| <b>LAMPARAS</b>  |                              |            |         |   |
| 200250W          | LAMPARA DE DESCARGA ADITIVOS | \$ 166     | 153     |    |
| 50430            | LAMP. CFL 24W 120V R7S 2700K | \$ 65      | 399     |  |
| 50431            | LAMP. FCL 24W 120V R7S 4000K | \$ 64      | 619     |  |
| <b>MEZZO</b>     |                              |            |         |   |
| 101000011        | MEZLEDEMBK120/277VCL / MEZZO | \$ 972     | 70      |  |
| <b>BREZZA</b>    |                              |            |         |   |
| 102700000        | BREZZA EMERGENCY EXIT COMBO  | \$ 530     | 109     |  |
| 102700003        | BREZZA EMERGENCY LIGHTING    | \$ 511     | 113     |   |
| 102700004        | BREZZA EMERGENCY LIGHTING    | \$ 511     | 132     |   |
| 102700002        | BREZZA EMERGENCY EXIT COMBO  | \$ 656     | 52      |   |

### NOTA

- Lista de Precios valida hasta agotar existencias.
- Precios netos en pesos mexicanos más IVA.
- Precios LAB Planta Beghelli en Querétaro.
- Para garantías favor de consultar con el representante de zona.
- No aplican devoluciones.
- Todos los productos enlistados se surten sin balastro y sin lámpara.